

Tours


A **Tour** provides an opportunity for a pilot to discover the world in a new and unique way. Each one is themed, and unless specified differently, can be completed in an aircraft from *any* of the company's fleets. They are comprised of planned legs, each of which must be flown in the order specified. Once all legs have been completed, an **award** is posted to a pilot's **Logbook**.


*You **do not** have to be at the airport location in order to start any leg of a tour.*

*Tour flights **do not** change your location upon landing.*

To explore our **Tours** offerings, click **Tours**.

The default view is for all **Tours** to be displayed. Once you begin flying them, though, you may find it useful and/or convenient to be able to sort them. In the *Text Box* to the right of the *magnifying glass* icon, you can select *any* sorting option from the drop-down menu.


 <input type="text" value="All"/>	All Available In Progress Completed
--	--

 Tours	 <input type="text" value="All"/>
--	--

Beneath the *Title Bar* above are our **Tours**. These are from the **All** view – as you can see from the *Text Box* in the *Title Bar*.

They're also displayed in alphabetical order.

*The **Tours** shown below are only a small portion of the entire offerings. Please proceed to the [Tours](#) page in CrewOps for the whole list*



Each **Tour** has a status. It's either **Available**, **In Progress** or **Completed** – and each is anchored by a colored bar providing you a visual indicator of its status.


Tour Status:	Available	In Progress	Completed
Completion Status:	Grey	Yellow	Green

Below are samples of what you may see in your tours page.

Available	In Progress	Completed
<p>Sign Up</p>	<p>Signed Up Leg 26 / 32</p>	<p>Tour Completed</p>

Available

Referring to the **Tour Page** image above, you can see the Airbus Tour is **Available** because the *Sign Up* bar is **Grey**.

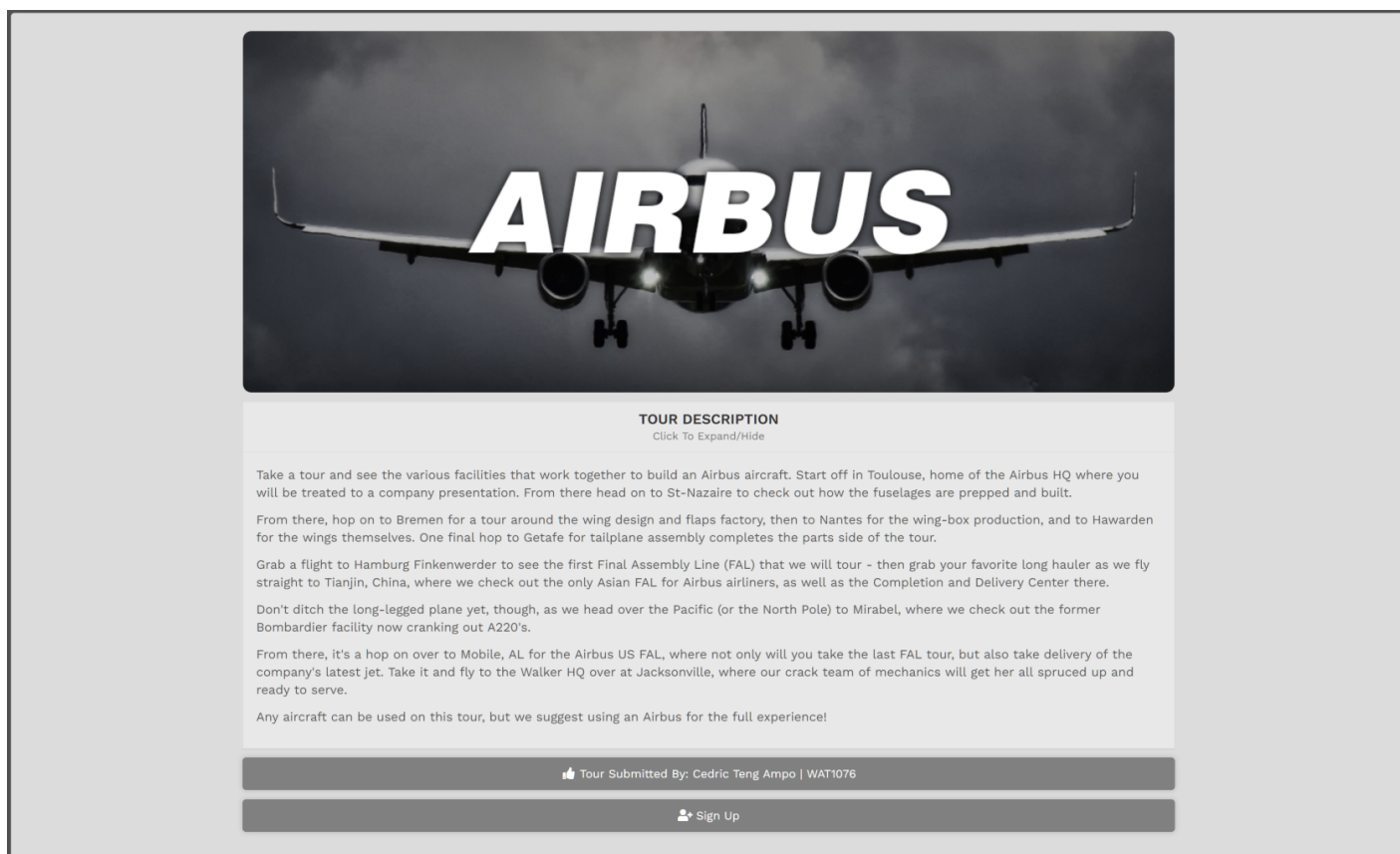


To learn more about this **Tour**, click its image on the **Tour** page.

After doing so, the screen below will open. In it, there are three areas on the page.

A screenshot of a web application interface for an Airbus tour. The top section has a light gray background and contains a large image of the Airbus A380 with the word "AIRBUS" overlaid. Below the image is a "TOUR DESCRIPTION" section with a "Click To Expand/Hide" link, followed by a line "Tour Submitted By: Cedric Tong Ampo | WATUBS" and a "Sign Up" button. A red horizontal bar separates this from the main content area. The main content area is divided into two parts. On the left is a "Map and Legs" section with a world map showing flight paths and stops. On the right is a flight itinerary table with columns for "Origin", "Destination", and "Scheduled". The table lists five flight legs with their respective airports, flight numbers, and durations. A red triangle icon is visible next to the first leg, and yellow circle icons are next to the others. At the bottom of the table are two buttons with icons.

Click **Tour Description** beneath the *Tour Image*. After doing so, its description will appear. This will provide an narrative overview of the **Tour**.



If you wish to sign up for the Tour, click the **Sign Up** bar. After doing so, you'll note two new things in the page that opens.

1.	<p>If you change your mind about completing the Tour at <i>any time</i> after signing up for it, click the Leave this Tour? button and you'll be removed from it.</p>
2.	<p>The Tour's First Leg will now have a <i>grey aircraft icon</i> button. That means you may bid this leg.</p>

Tour Legs must be completed in the order they're sequenced. You will **not** be able to skip around once you begin.

To bid a Tour Leg, click the *grey aircraft icon* button.

1



LFBO to LFRZ


Toulouse Blagnac Airport


Saint-Nazaire-Montoir Airport




00:43 266 nm

Afterwards, the screen below will open.

 Bid Your Flight 

 Using time compression will result in you not advancing to the next leg.

 Failure to use our liveries will result in your PIREP being rejected.



  


Bid Flight


If you are a member of the [Patreon](#) program, you may use any livery you want for the tour.




From the drop-down (click the chevron in the right corner of the text box), select a Fleet – **Cargo**, **Charter** or **Scheduled** (*as appropriate - some tours will not have a fleet available due to the tour restrictions.*)






Once selected, the dropdown will refresh with the aircraft available in your selected fleet.

 Bid Your Flight 

 Using time compression will result in you not advancing to the next leg.

 Failure to use our liveries will result in your PIREP being rejected.


  


    


Bid Flight

Select the aircraft you wish to fly from those in the drop-down menu (click the chevron in the right corner of the text box).

In this example, a *Beechcraft Baron 58* from the *Charter Fleet* will be flown for this **Tour Leg**.


 Using time compression will result in you not advancing to the next leg.


 Failure to use our liveries will result in your PIREP being rejected.





Beechcraft Baron 58


▼














Bid Flight

If you wish to return and pick another fleet, click on the 'Reset Aircraft' to the right of the drop down box.



Beechcraft King Air 350

▼



Otherwise, click "Bid Flight" to continue.

You now have three options regarding this **Tour Leg**.

If you want to...	... then do this.
Fly	Click the Bid Flight button.
Change	Change the <i>Fleet</i> and/or <i>Aircraft</i> - and then click the Bid Flight button.
Cancel	Click the 'x' in the upper right corner of the box and the Leg will be canceled.

After clicking the **Bid Flight** button, the **Tour Leg** will appear in **My Bids**. You may then operate the flight.

WAE6914

LFBO ✈ LFRZ

17:38 UTC ⌚ 18:21 UTC

✈ AIRBUS LEG 1

📶 266 nm

✈ BE58 ✎

To view the **Pilot Briefing** for this flight, click the *yellow* button. Use this information to assist you in planning your flight and its flight route.

To delete this **Bid**, click the *red* button.

Pilot Briefing

WAE6914

👤 BILL HARRIS

🏠 KTIW

LFBO

TOULOUSE BLAGNAC AIRPORT

🕒 17:38 UTC

METAR TAF RUNWAYS

LFBO 171400Z AUTO 29011KT CAVOK 22/09 Q1017 NOSIG

LFRZ

SAINT-NAZAIRE-MONTOIR AIRPORT

🕒 18:51 UTC

METAR TAF RUNWAYS

LFRZ 171400Z AUTO 26005KT 190V330 CAVOK 20/10 Q1019 NOSIG

+

-

simBrief Not Available

Import Latest simBrief OFF

Bay of Biscay

FRANCE

Toulouse

Flight has not been started in your ACARS application

And about the colored buttons... Here's another example of a Pilot currently flying a **Tour** we can use as an illustration:

26	CYZV to CYJR  Sept-  Goose Bay Airport  00:46  285 nm	
27	CYJR to BGBW  Goose Bay Airport  Narsarsuaq Airport  01:51  675 nm	
28	BGBW to BGKK  Narsarsuaq Airport  Kulusuk Airport  00:57  346 nm	

Leg 26 has a *green check mark* icon indicating that leg has been Completed.

Leg 27 has a *red aircraft* icon indicating that leg has already been bid and is available to be flown. It cannot be bid again.

Leg 28 has a *yellow clock* icon indicating it may **not** be bid upon unless/until Leg 27's flight has been completed.

This color coding has been implemented for all Tours.

In this area of the **Tour Page**, a map identifying the Legs and their location is presented.

To its right is the list of **Tour Legs**. Each is numbered and must be flown in that order. The **Aircraft Type** allowed in this **Tour** can be seen by clicking the green **Cargo**, **Charter** and **Scheduled** buttons.

Map and Legs

+

-

1

2

3

4

5

6

7

8

9

10

Cargo

Charter

Scheduled

1

LFBG to LFRZ

Toulouse Blagnac Airport

Saint-Nazaire-Montoir Airport

00:43 266 nm

2

LFRZ to EDDW

Saint-Nazaire-Montoir Airport

Bremen Airport

01:29 543 nm

3

EDDW to LFRS

Bremen Airport

Nantes Atlantique Airport

01:27 533 nm

4

LFRS to EGNR

Nantes Atlantique Airport

Hawarden Airport

01:00 365 nm

5

EGNR to LEGT

Hawarden Airport

Getafe Air Base

02:07 775 nm

In this area, the status of *all* Pilots flying the **Tour** are noted – **Pilot Name**, **Location**, **Last Flight**, **Last Aircraft** and **Progress**. If desired, you can measure your progress against others flying the **Tour** *and* view their most recent PIREPs.


Pilot Status on Tour (11)

Pilot	Location	Last Flight	Last Aircraft	Progress
Tijani Marou WAT176	Toulouse Blagnac Airport (LFBO)			0/10
Vince Farrow WAT320	Saint-Nazaire-Montoir Airport (LFRZ)	WAE7508	A306	1/10
Michael Early WAT691	Saint-Nazaire-Montoir Airport (LFRZ)	WAE7113	A306	1/10
Ron Deering WAT791	Toulouse Blagnac Airport (LFBO)			0/10
Tyler Cobb WAT829	Toulouse Blagnac Airport (LFBO)			0/10
Al Gear WAT835	Toulouse Blagnac Airport (LFBO)			0/10
Paul De Graaff WAT838	Saint-Nazaire-Montoir Airport (LFRZ)	WAE3997	A319	1/10
Luke Larreategui WAT894	Saint-Nazaire-Montoir Airport (LFRZ)	WAE7460	A20N	1/10
Colton Albonetti WAT1065	Toulouse Blagnac Airport (LFBO)			0/10
Cedric Teng Ampo WAT1076	Toulouse Blagnac Airport (LFBO)			0/10
Esteban Dugois WAT1306	Hamburg-Finkenwerder Airport (EDHI)	WAE1306	A319	6/10

Showing 1 to 11 of 11 entries

In Progress

Referring to the **Tour Page** image above, you can see the **Around The World Tour** is **In Progress** because the *Sign Up* bar is **Yellow**.



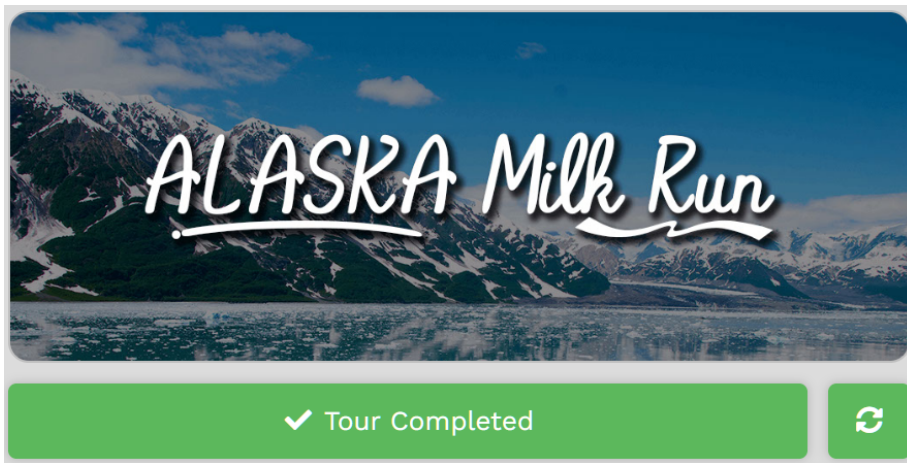
All other visual elements of an **Available Tour** exist for an **In Progress Tour** – with two notable exceptions.

- A Tour may be canceled at any time. In the image above, clicking the red button will do that.
- An **In Progress Tour** is underway, so when it's opened to place a bid, the Legs area will look slightly different. In the example below, Leg 26 / 32 has been completed. Leg 27 has been bid; Leg 28 will not be available to bid until Leg 27 is completed. Once it is, it will have a green check mark beside it. Once a Leg has been flown, it cannot be flown again.

26	CYZV to CYJR ✈ Sept- ✈ Goose Bay Airport 🕒 00:46 📏 285 nm	✓
27	CYJR to BGBW ✈ Goose Bay Airport ✈ Narsarsuaq Airport 🕒 01:51 📏 675 nm	✈
28	BGBW to BGKK ✈ Narsarsuaq Airport ✈ Kulusuk Airport 🕒 00:57 📏 346 nm	🕒

Completed

Referring to the **Tour Page** image above, you can see the **Alaska Milk Run Tour** has been completed because the *Sign Up* bar is **Green**.



All other visual elements of an **In Progress Tour**, exist for a Completed Tour – with two notable exceptions.

ONE

A **Tour** may be re-flown at any time. In the image above, clicking the green button will do that. To re-fly a **Tour**, you'll need to purchase a **Tour Pass** – *and* there's a cost for doing that.

After clicking the **Green** button, the screen below will open. There, you'll see what it'll cost you to re-fly the Tour.

*Clicking the **Cancel** button at any time will cancel the transaction.*

Tour Pass

You are about to purchase a Tour Pass that enables you to repeat this tour.

Your progress will be reset to zero (you will retain your previous award) and you will be able to start your bid on leg 1.

At the completion of this tour you will receive an additional award, and if you wish to repeat again you will need to purchase a pass.

Tour:

Alaska Milk Run

Total Cost:

\$512.00

Wallet:

\$187,030.07

Purchase

Cancel

If your Wallet Balance is *greater than* that cost, the transaction will be **approved**. You will be allowed to re-fly the Tour.

If your Wallet Balance is *less than* that cost, the transaction will be **disapproved**. You will **not** be allowed to re-fly the Tour

In our example, because the Wallet Balance is *greater than* the Total Cost, the transaction will be approved.

TWO

All **Tour Legs** have been completed. There are no more **Tour Legs** to fly, so each one has a green check mark.

5	PAJN to PANC Juneau International Airport Anchorage Ted Stevens International Airport 🕒 01:21 📏 495 nm	
6	PANC to PACV Anchorage Ted Stevens International Airport Merle K (Mudhole) Smith Airport 🕒 00:22 📏 138 nm	
7	PACV to PAYA Merle K (Mudhole) Smith Airport Yakutat Airport 🕒 00:30 📏 184 nm	
8	PAYA to PASI Yakutat Airport Sitka Rocky Gutierrez Airport 🕒 00:28 📏 201 nm	
9	PASI to KSEA Sitka Rocky Gutierrez Airport Seattle Tacoma International Airport 🕒 03:13 📏 748 nm	

Tour Pause due to Time Compression // Cleared To Fly

Pilots are allowed to use time compression on tour legs with our new Tour Pause system. When you use TC on a leg, the amount of time remaining after your compression is used to put you in pause mode on that *specific* tour. This means that on that one tour, you cannot start the next leg until the real-time equivalent has passed. You can, however, move on to another tour and do a leg in time compression. The goal here is to keep pilots from speed running one tour within a few hours, but also allow them to enjoy the longer tours without having to sit at a PC for 8 hours or leave it running overnight.

Example: you fly a 4 hour leg in 2 hours time compressed. You will be paused for 2 hours on our platform and after that 2 hours expires, you can bid the next leg. If you happen to pause the simulator for those 2 hours because you had to step away, when you land the required time is met and you'll immediately open up the next leg.

When you are not cleared to fly, you will see this icon and the clearance time (in UTC) will be presented to you in the tooltip.



Please note: you will still be deducted points for time compression per our policy and point chart

here: Rank & Points

Revision #34

Created 26 November 2021 22:57:18

Updated 2 August 2024 12:19:42 by WAT100 Storm W.