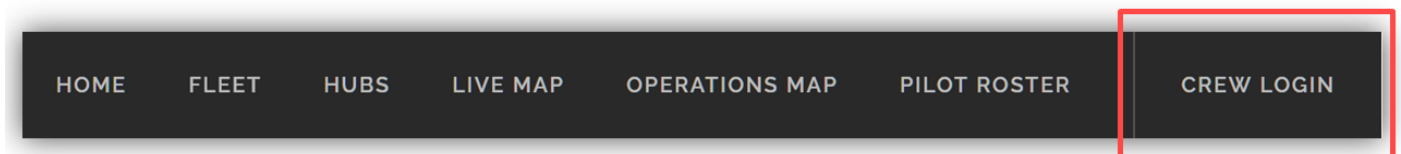


Logging In

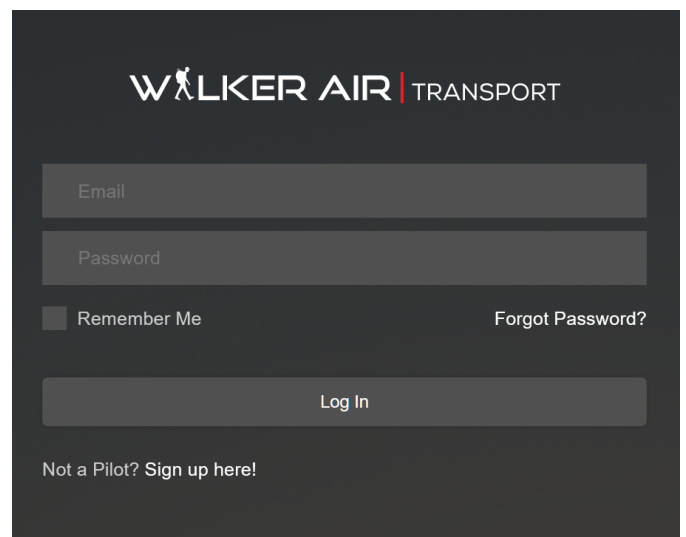
Before you can begin flying with us, you'll need to login as a *Crew Member* by clicking **Crew Login** in the website's *Navigation Bar*.

Link: **<https://walkerair.us/>**



To do so, follow *these* steps:

- Go to **<https://crew.walkerair.us/login>**;
- In the Email box, enter your Email address;
- Create a secure password and store it in a safe, yet readily-accessible place should you ever need to refer to it; and,
- Click the **Log In** button.

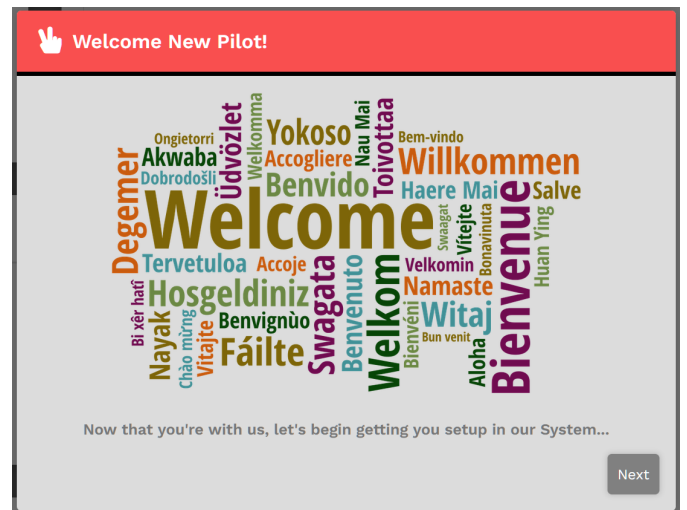


The section below is intended for only those logging onto the *Crew Ops* website for the **first time. Once the steps noted below are completed, they will no longer be necessary.**

*Each step in this process must be completed **before** you'll be able to have full access the Crew Ops website.*

This is the **Welcome New Pilot** pop-up.

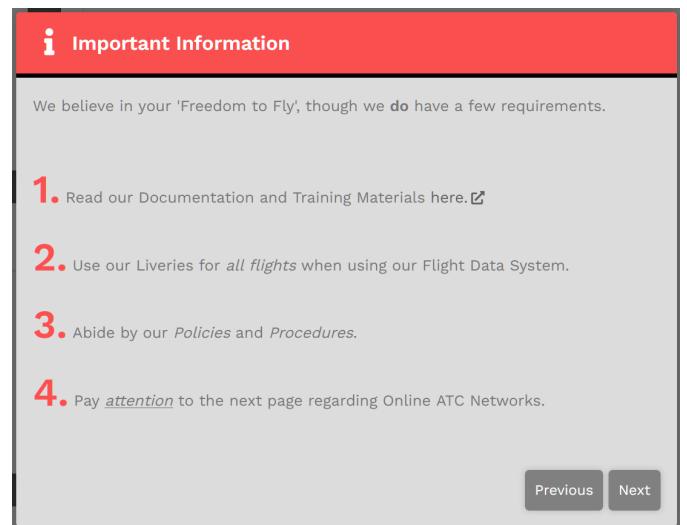
To advance to the following pop-up, click the **Next** button.



This is the **Important Information** pop-up.

Read each item it contains **very carefully**.

To advance to the following pop-up, click the **Next** button.
To return to the previous pop-up, click the **Previous** button.



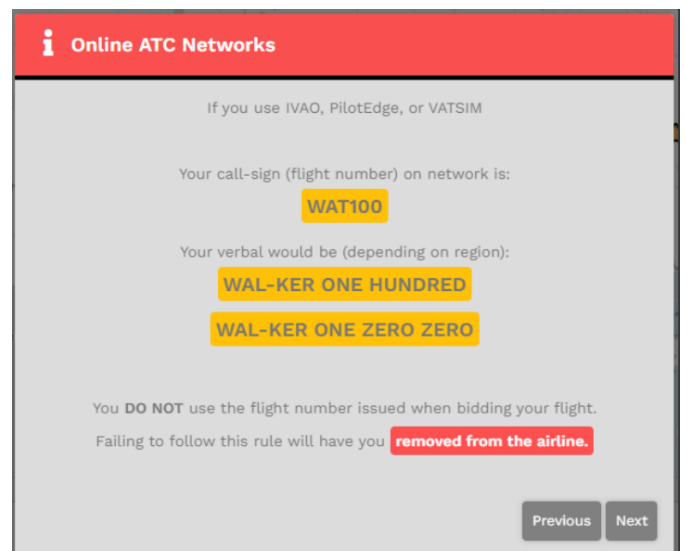
This is the **Online ATC Networks** pop-up.

This one is specific to **WAT100** (to serve as an example); **your** screen will contain **your** Pilot ID.

When operating an aircraft on any of the *Online ATC Networks*, your callsign is *always* to be your Pilot ID – **WAT** followed by your ID number.

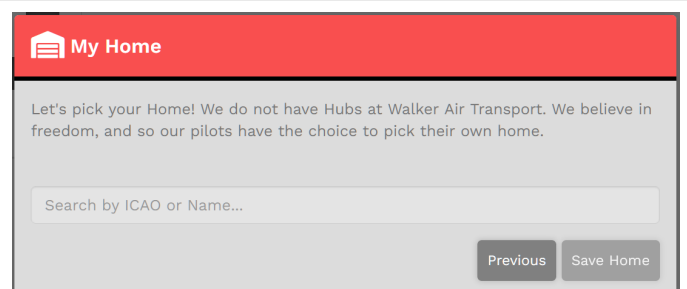
It's not to be WAX or WAC or anything else.

To advance to the following pop-up, click the **Next** button.
To return to the previous pop-up, click the **Previous** button.



This is the **My Home** pop-up.

Here, you're asked to select your **Home** airport – your personal base of operations.



If, for instance, you wish *KSEA | Seattle-Tacoma International Airport*, a major airport, to be your **Home**, enter it in in the field as shown.

Click the **Save Home** button.


You'll then be taken to the *Crew Ops* website where you'll be ready to begin the next part of the *New Pilot Orientation Process*.

If, however, you'd like to be based at something smaller or closer to where you actually live, you have that option, as well.


In our example, we'll use *KTIW | Tacoma Narrows Airport*. This is a relatively small, GA-only airport and there are no Cargo or Scheduled flights originating or departing from it. In this case, the note in **red** will appear.

If you want to operate Cargo and/or Scheduled flights on a regular basis, you may wish to consider selecting another airport. Otherwise, be aware of this restriction. If necessary, then, enter a new airport in the field.

When done, click the **Save Home** button. You'll then be taken to the *Crew Ops* website where you'll be ready to begin the next part of the *New Pilot Orientation Process*.



The screenshot shows a web interface titled "My Home" with a red header. Below the header, a message states: "Let's pick your Home! We do not have Hubs at Walker Air Transport. We believe in freedom, and so our pilots have the choice to pick their own home." A text input field contains "KSEA". At the bottom right, there are two buttons: "Previous" and "Save Home".



The screenshot shows the same "My Home" interface, but the text input field now contains "KTIW". Below the input field, a warning message is displayed in red text: "⚠️ You've chosen to base yourself at an Airport from which only Charter flights can be operated. In order to operate a Cargo and/or Scheduled flight, you'll need to (1), enable Worldwide Persistence, and (2), operate a Charter flight to an airport that has them. You may view which airports have flights by clicking [here](#). 🔗". The "Previous" and "Save Home" buttons remain at the bottom right.

NOTE: After setting your **Home** here, it doesn't have to be permanent. You can change it anytime you wish to do so. Read more about that **here**.

Revision #13

Created 1 December 2021 18:19:22

Updated 18 March 2022 18:05:29