

Downloading & Installing Liveries

Whenever you fly using our Flight Data System, your aircraft must be 'wearing our colors'. In other words, your flight must be flown in an aircraft using our livery. This section addresses how to locate the livery you need and how to install it.

Downloading Liveries

Download | install a livery for each aircraft you intend to fly.

Location: **Downloads > Liveries > Active**

This is the top section of the *Liveries* page.

 Liveries

 Search by name or ICAO...

 All

 All

Let's use the Airbus A320 as an example for this process.

To make it easy to find a livery for the A320, there are a number of sorting/filtering options that can be used in the top section of the **Liveries** Page. You may search by any of these categories:

Aircraft Type	Flight Simulator	Fleet Assignment
All Aircraft Types currently available for Flight Operations in our three (3) Fleets.	All Lockheed Martin Prepar3D® Microsoft® Flight Simulator 2020 X-Plane	All Cargo Charter Scheduled

We'll scroll through the offerings to find our aircraft by entering **A320** in the **Aircraft Type Search Box**. This is what you'll see:

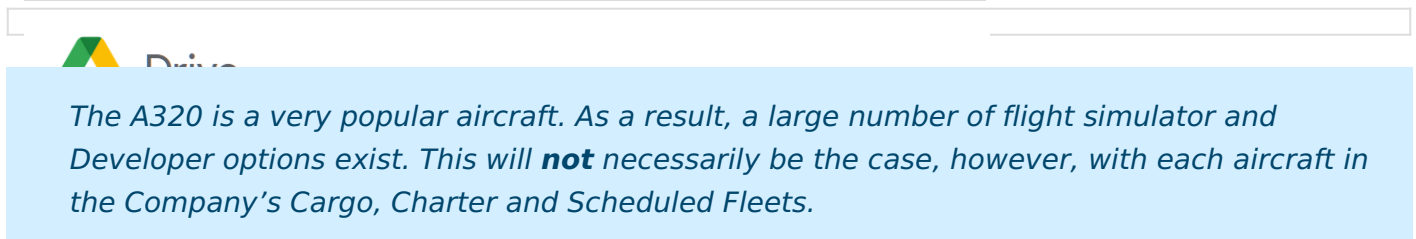
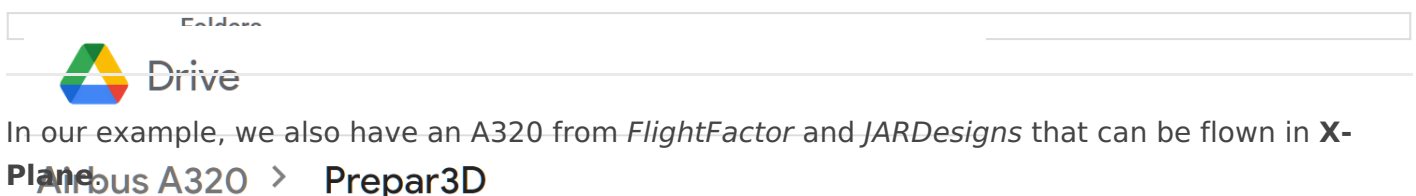
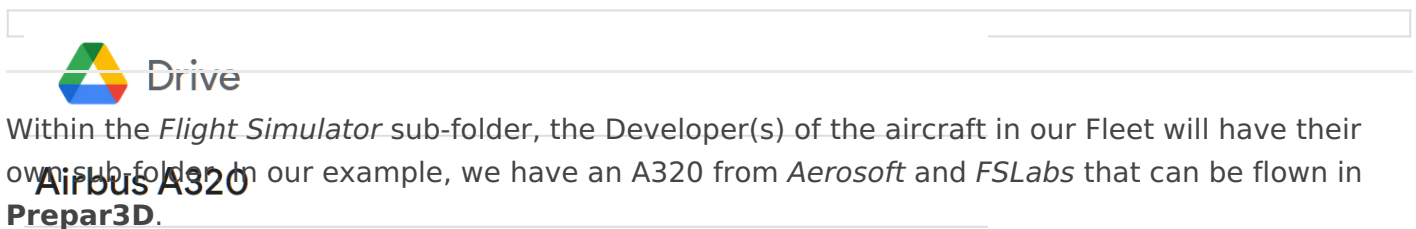


In a format we've standardized across our Fleets, this is what we see for the A320:

- A screen shot of the aircraft.
- The Flight Simulators where this aircraft can be flown are noted.
- In some instances, multiple *Walker Air Transport* liveries may be available. Here, there happen to be two [2] available – Modern and Vintage. This will **not**, however, be the case for all Fleet aircraft.
- The Developers whose aircraft we support are noted.

Click the **Download** button. That will enable us to determine the Flight Simulator in which this aircraft can be flown.


In the company's *Google Drive*, each Flight Simulator for which we have a livery will have its own sub-folder. In our example, we can see the A320 can be flown in **Prepar3D** and **X-Plane**.



The A320 is a very popular aircraft. As a result, a large number of flight simulator and Developer options exist. This will **not** necessarily be the case, however, with each aircraft in the Company's Cargo, Charter and Scheduled Fleets.


To be clear about aircraft and liveries... All liveries are Developer-specific **and** flight simulator-specific. If you have questions about compatibility, post them to the **#general** channel in Discord – **or** – submit a **Help Ticket**.

Click on the livery you want to download. Follow the onscreen prompts.

 Drive

In addition to having two [2] liveries, this aircraft also has a number of mods available (**#modifications** Folder) you can download and install *if you wish to do so*. **It's not a requirement you use them.**

Airbus A320 > X-Plane > FlightFactor

 Drive

Airbus A320 > X-Plane > FlightFactor > #Modifications

DOWNLOAD ALL

Folders

Name ↑

CARDA CFM LEAP En...

CARDA IAE V2500 En...

CARDA PW 1100-G En...

Matavia Modification

Matavia Sharklets Mo...

Raccoon Mask

Installing Liveries

Once downloaded on your computer, install the livery into your *Flight Simulator* in the prescribed manner. Afterwards, with your Flight Simulator running, what you downloaded will then be available for you to see.

Repeat this process as many times as necessary to obtain the liveries and mods [as available] you want.

If you need assistance installing a livery in your Sim, go **here**.

Revision #11

Created 18 November 2021 06:54:06 by WAT100 Storm W.

Updated 22 July 2022 14:38:19 by WAT100 Storm W.