

# Company – Fleet

This is a listing of all aircraft in the Company’s three (3) Fleets containing operational details about each one.


 Our Fleet


 All 


It can also be sorted in any of these ways noted in the graphic below. **All** is the default. Select any other **Fleet Name** from those in the drop-down to view *only* those aircraft in that Fleet. Your choices are as follows:

All | Cargo | Charter | Scheduled

These are the **Average Landing Rates** for all aircraft in their respective Fleets.

 Walker Air Cargo  
**-235** fpm  
Average Landing Rate

 Walker Air Express  
**-159** fpm  
Average Landing Rate

 Walker Air Transport  
**-227** fpm  
Average Landing Rate

These are the stats available for every Company aircraft. What's shown below are **all** aircraft. **NOTE:** To see an aircraft in a specific fleet, sort the list by clicking **Operations** and scroll to locate it. To return the page to its original state, click **Aircraft**.


The list can be sorted. Click on the column header to do so. To return the to the default view, refresh the page – **or** – click the Aircraft column header. **NOTE:** This is only a partial view of the entire page.

Aircraft	▲ ICAO	Operations	Flights	Hours	Miles	Landing Rate	Last Flight	Range	Ceiling	MTOW	Cruise
▶ Airbus A300	A306	Scheduled	320	770.27 hrs	265,395 nm	-232 fpm	2022 JAN 22	4,050 nm	40,000 ft	363,763 lbs	450 kts
▶ Airbus A300F	A306	Cargo	1415	3465.43 hrs	1,228,562 nm	-228 fpm	2022 JAN 22	4,050 nm	40,000 ft	375,900 lbs	459 kts
▶ Airbus A300ST	A3ST	Cargo	164	410.05 hrs	124,857 nm	-267 fpm	2022 JAN 20	2,501 nm	35,000 ft	341,717 lbs	450 kts
▶ Airbus A310	A310	Scheduled	321	939.74 hrs	340,707 nm	-220 fpm	2022 JAN 22	5,200 nm	41,000 ft	361,600 lbs	459 kts
▶ Airbus A310F	A310	Cargo	518	1699.47 hrs	640,330 nm	-236 fpm	2022 JAN 23	5,300 nm	41,000 ft	337,300 lbs	459 kts
▶ Airbus A318	A318	Scheduled	13	17.33 hrs	4,267 nm	-187 fpm	2021 NOV 13	3,100 nm	40,000 ft	150,000 lbs	502 kts
▶ Airbus A319	A319	Scheduled	2810	4590.63 hrs	1,385,031 nm	-214 fpm	2022 JAN 23	3,750 nm	40,000 ft	166,000 lbs	502 kts
▶ Airbus A320	A320	Scheduled	903	1690.93 hrs	522,471 nm	-262 fpm	2022 JAN 23	3,300 nm	40,000 ft	172,000 lbs	502 kts
▶ Airbus A320neo	A20N	Scheduled	3642	7861.36 hrs	2,506,104 nm	-206 fpm	2022 JAN 23	3,400 nm	40,000 ft	174,200 lbs	502 kts
▶ Airbus A321	A321	Scheduled	1212	2511.38 hrs	835,014 nm	-237 fpm	2022 JAN 23	4,000 nm	40,000 ft	206,000 lbs	502 kts
▶ Airbus A321 PCF	A321	Cargo	365	761.20 hrs	250,131 nm	-251 fpm	2022 JAN 20	3,200 nm	41,000 ft	206,000 lbs	502 kts

To see additional information about an aircraft, click the triangle to its **left** – as illustrated belowfor the *Airbus A300*.

▼ Airbus A300

Load

 274

To close the data line, click the triangle.